



The Paper Dolls

Relaxed Performance Pack

A Polka Theatre and Little Angel Theatre Co-Production

The Paper Dolls

When a little girl makes a string of paper dolls, she takes them by the hand on a fantastical adventure. Whirling through the home and the garden, they fly through the air, until they are confronted with some very sharp scissors...

Adapted from the acclaimed picture book created by former Children's Laureate **Julia Donaldson** with award-winning illustration by **Rebecca Cobb**, ***The Paper Dolls*** comes to life with stunning puppetry and original music in Polka Theatre's much-loved production.

This play is based on the original book *The Paper Dolls*, written by Julia Donaldson and illustrated by Rebecca Cobb. Published by Macmillan Children's Books © 2013.

Creative Team

Original Author- Julia Donaldson
Original Book Illustrator- Rebecca Cobb
Director- Peter Glanville
Designer- Lyndie Wright
Lighting Designer- David Duffy
Composer- Julian Butler

We hope you enjoy the show!

The Location

When you get to Polka Theatre, this is what it looks like:



When you enter through the main entrance, to your left will be the Box Office and the Shop. Please feel free to browse the shop whilst you wait.

Box Office:



Shop:



When you enter through the main entrance, to your right will be the cafe. We serve hot and cold food, pastries, sweet treats, and hot and cold beverages. A full menu will be available in the café.

Cafe:



Adventure Theatre: This is where the performance will take place. The seating is sold at 50% of its full capacity for the relaxed performance, therefore, the auditorium will not be full. House lights will remain on during the performance so the space will never be in complete darkness, and the volume of the show will be reduced.

The seats are not allocated which means you can choose which seat you would like to sit in – either on the blue or green benches or on the blue carpet in front of the benches.



Chill-Out Space/ YC Chan Playden: This is the first large space you will see from the main corridor. You can leave the theatre at any time to take a break in the YC Chan Playden and come back into the Adventure Theatre when you are ready.



If you would like to learn more about Polka, please visit our website: <https://polkatheatre.com/>

COVID SAFETY

We take the safety of our audiences, staff and volunteers seriously and we want you to have confidence when coming to a Polka show.

- We ask that face masks be worn by everyone over the age of 12 inside our venues to help protect staff, performers and other audience members (unless exempt).
- We will continue to offer flexible ticketing under the updated 'See it Safely' kitemark. The 'See it Safely' kitemark means a venue is Covid-secure and following the latest Government guidance for live arts events.

You can learn more about our current covid measures [here](#).

Covid Safety

Below are measures we have put in place to ensure the safety of everyone visiting Polka.



We have an enhanced cleaning regime and hand sanitiser stations.



All staff continue with regular lateral flow testing and will be wearing face masks while in venue.

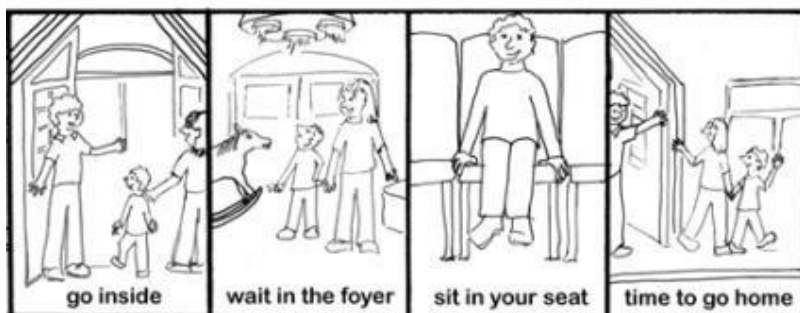


We will ensure our venue remains well ventilated at all times.



We ask that all visitors age 12+ wear face masks unless exempt.

Picture information strip- this is what you will do when you go inside:



To prepare you for your visit to **Polka Theatre** we have put together a synopsis - this is to help you to understand the story that you are about to see and prepare you for what to expect during the performance. The performance will last approximately 45 minutes.

The Paper Dolls

The show will use puppets as well as performers to tell the story. Throughout the show we will meet a variety of prop / puppet characters. Some of these characters will have a small version and a larger version.

The props are used for storytelling purposes.

This is what the main characters look like:

Rosie and her Mummy



Rosie and her Brother Tommy



The Paper Dolls





During the show, the performers might interact with you. This show has interactive moments, and you are welcome to respond to the performers and laugh or smile.




During the show, you might see something that makes you feel sad or scared. You are allowed to feel sad or scared, that is ok.

This is the performance space and the set as you first see it:




The set features a large wooden frame with open ends that fills the stage. There is a blue cloth that fills the back of the wooden frame and there are stars hanging in front of the cloth. There is a white table located centre stage with two small tiger slippers on top of it.

There are two colourful boxes located at either side of the stage. A smaller box can be seen next to the box on the left-hand side; this box is black and white and has paper dolls painted on it. On either side of the set there are houses and stars hanging from the ceiling.



If you see this symbol, it means there will be a loud or unexpected noise and you can put your fingers in your ears.



If you see this symbol, it means there will be visual lighting effects, or something visual will be happening on stage, this will aid with the storytelling.



If you see this symbol, it means there will be a change in music.



If you see this symbol, it means there will be a change in lighting, and you can cover your eyes.



If you see this symbol, it means you will hear a sound effect coming from the speakers.

Scene 1. Paper Dolls.



The two performers will introduce you to the story they are about to tell. They will introduce you to the house, the characters and Rosie's butterfly hair slide and tiger slippers. *Lighting will change at this point to focus on the object / person they are talking about. The performers will roar as they play with the slippers.*



We will meet Rosie and her mummy who are playing with the fishes and Rosie's cool tiger slippers. *Rosie and mummy will make roar sounds when they play with the slippers.*



Rosie and mummy decide to make paper dolls. Mummy cuts out the paper dolls and then helps Rosie to colour them in. Once the paper dolls are complete, Rosie names them: Ticky, Tacky, Jackie the backy, Jim with two noses and Joe with the bow. *The lighting will change colour when they are colouring in the dolls.*

Mummy places the paper dolls on the model house and gives Rosie a toy bus to play with.



Scene 2. The Dinosaur.

Rosie introduces us to chapter 1 of her story: The Paper Dolls and the Dinosaur. Whilst playing with the dolls and the bus, Rosie hides underneath her blanket from the scary dinosaur that joins the story.



A colourful butterfly will appear. Every time the butterfly appears the scene will change into a larger version of Rosie's story. The lighting will go darker at this time and there will be a dramatic shift in music.



The dinosaur toy will come to life and will try to eat the paper dolls. A large bus will appear to rescue the paper dolls from the dinosaur. Eventually the paper dolls and the bus will escape safely.



Performers will sing The Paper Dolls song which they sing every time they escape from danger safely.

Rosie comes out from hiding underneath the blanket. Rosie's brother Tommy appears and steals back his toy dinosaur. He is very angry that Rosie has been playing with it and seeks revenge by wanting to steal something of hers.



Scene 3. The Farm.

Rosie is upset that Tommy took his toy dinosaur back. Mummy tries to cheer her up and brings out the farm animals for her to play with. *They will make pig and chicken noises at this time.*



Rosie introduces us to the next chapter of her story: The Paper Dolls and the Piggies. Whilst Rosie is playing, Tommy appears and steals one of the piggies from her. Rosie has a loud tantrum, she stamps her feet and falls to the ground.



A colourful butterfly will appear. *Every time the butterfly appears the scene will change into a larger version of Rosie's story. The lighting will go darker at this time and there will be a dramatic shift in music.*



Two large piggies appear on stage to solve the mystery of the tantrum and they learn that a piggy has been stolen. Tommy appears on stage, he is bouncing in his sack with the stolen piggy under his arm. This scene progresses into a chase scene around the stage and into the audience. *At this point Tommy and piggy might come and hide with you, or the two piggies might ask you for your help in finding Tommy.*



The butterfly will reappear and Rosie will get up. Mummy comforts Rosie and sings Rosie's song before putting her to bed.



Scene 4. Bedtime.

As Rosie goes to bed she introduces the next chapter in her story: The Paper Dolls at Nighttime. *The paper dolls are located on the model house at this time.*



This leads into a peaceful section. The model house lights up and all of the houses hanging from the ceiling light up and the stars will glisten. The lighting and music will be smooth and calm.

Tommy reappears and attempts to steal the paper dolls during this scene but Rosie wakes up.

Scene 5. The Tiger.

Rosie wakes up during the night. Thinking of her tiger slippers, Rosie introduces the next chapter in her story: The Paper Dolls and the Tiger.



The lighting will change to an orange / red colour and the music will change to represent the scary themes of the tiger.

A large tiger puppet will appear on stage and he will try to eat the paper dolls. The paper dolls manage to fight off the tiger and Joe with the bow karate chops him away.



Performers will sing The Paper Dolls song which they sing every time they escape from danger safely.



Scene 6. The Island.

Rosie wakes up for the day. Mummy combs her hair and makes her some breakfast. Tommy appears and tries to steal the paper dolls again. He is unsuccessful and instead steals Rosie's toast.



Rosie notices an island with palm trees on her plate and sings row row row your boat. This influences her next story. Chapter 5: The Paper Dolls and the Crocodile.



A colourful butterfly will appear. Every time the butterfly appears the scene will change into a larger version of Rosie's story. The lighting will go darker at this time and there will be a dramatic shift in music.



The stage will transform. A blue sheet will be pulled across the front of the stage to create water. Here we will see fishes swimming, a crocodile and the paper dolls sailing in their small boat and singing row row row your boat.



Crocodile appears, he snaps his teeth together and tries to eat the paper dolls. The paper dolls scream and panic but Joe with the bow karate chops the crocodile away.



Performers will sing The Paper Dolls song which they sing every time they escape from danger safely.



Scene 7. The Garden.

Mummy sends Rosie outside to play. She is angry at the mess Rosie created at breakfast.



The stage will transform into a garden. A green sheet with flowers and grass blooming is rolled out across the stage. We will see birds in the sky and mice and a lady bird playing in the grass.

Rosie places the paper dolls in the grass and begins chapter 6: The Paper Dolls are safe at last. Rosie picks some flowers for her mummy and goes inside to apologise for creating a mess.



Tommy comes into the garden with some scissors. He chops all of the pretty flowers and finds the paper dolls sitting in the grass. Tommy cuts each doll into tiny little pieces. Rosie comes back to the garden to find the remaining pieces of the paper dolls and she cries.



Scene 8. Memories.



Rosie is incredibly upset that her brother destroyed her dolls. A colourful sheet will appear on the back wall featuring the paper dolls and Grandma's picture will be hanging on the wall. This section represents Rosie's memories.



We will hear the voices of the paper dolls coming through the speakers. They will sing their song as they live on in Rosie's memory.



You will hear the sound of fireworks and the lighting will flash through different colours at this time.



Rosie will sit on the swing where she meets the tiger and the crocodile in her memories. This time they are not scary but instead they are very nice. Rosie sits on them both and strokes them.

Tommy enters the stage and blows a kiss to his grandmother and then jumps onto the swing with Rosie. He gives her a kiss on the forehead before exiting the stage.

The performers continue their story about Rosie and explain how she grew up to become a mummy herself and create paper dolls with her own child.



The End.



The show has now finished. At the end of the show everyone will clap their hands, which is to show the performers and production team that they have enjoyed the show.

Thank you for coming - we hope you enjoyed the show!

Discover the new Polka Theatre.

Whether you're seeing a show or getting creative in a workshop, relaxing in the Café, or exploring our free-to-access indoor and outdoor play spaces, there's something for everyone at Polka.

Connect with us on social media **@polkatheatre**



Polka Theatre

240 The Broadway, Wimbledon, London, SW19 1SB

Box Office 020 8543 4888_

boxoffice@polkatheatre.com

polkatheatre.com

© Polka Theatre 2004 – 2021 | Polka is a registered charity no. 256979

